



# 2018 Census results

## Devonport-Takapuna Local Board



The 2018 New Zealand Census of Population and Dwellings was held on 6 March 2018.

This is the official count by Stats NZ of how many people and dwellings there are in New Zealand. It provides a snapshot of New Zealand on census day.

This information sheet provides an overview of initial results from the census for Devonport-Takapuna, and background information on the census.

## Population growth

At the 2018 Census there were 57,975 usual residents in Devonport-Takapuna, an increase of 2,505 people since the 2013 Census.

This represents a 4.5% increase between 2013 and 2018. Devonport-Takapuna has grown more slowly than wider Auckland (11.0% increase).

Devonport-Takapuna represents 3.7% of the Auckland population, down slightly from 3.9% at the 2013 Census.

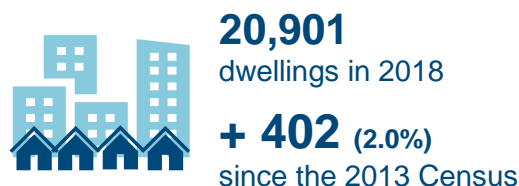
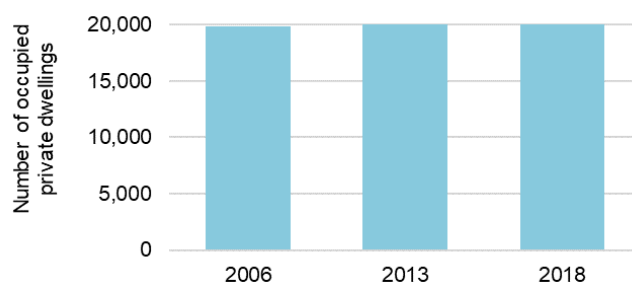


## Number of dwellings

The census captures the number of occupied and unoccupied private and non-private dwellings. Non-private dwellings will not be reported here. (They provide short or long-term communal or transitory type accommodation, e.g. communal staff quarters, hospitals and prisons).

At the 2018 Census, Devonport-Takapuna had a total of 20,901 occupied private dwellings, an increase of 402, or 2.0% from 2013. This represents slower growth compared to that of wider Auckland (5.7% increase).

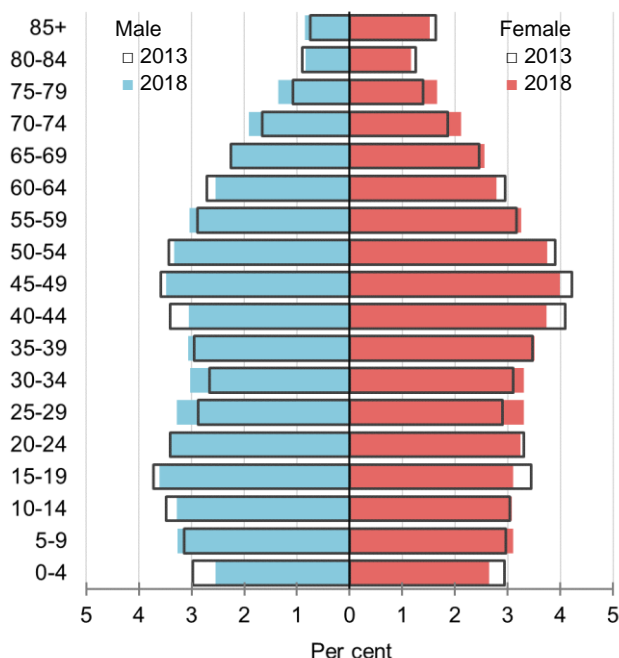
In addition, 1,587 unoccupied private dwellings were counted.



## Devonport-Takapuna age structure

At the 2018 Census 17.9% of Devonport-Takapuna's Local Board population was under 15, compared to 20.0% of Auckland.

16.3% were 65 or older, compared to 12.0% of Auckland.



At the 2018 Census, the median age in Devonport-Takapuna was 39.4 years, compared with 34.7 years in Auckland.

Age	Devonport-Takapuna		Auckland
	Numbers	%	%
0-14	10,389	17.9	20.0
15-64	38,154	65.8	68.0
65+	9,426	16.3	12.0

## Data sources

In response to issues with the 2018 Census, Stats NZ has, for the first time, used administrative and other data to help fill gaps caused by response rates that were lower than anticipated. More information on data sources used by variable is available on the Stats NZ website.

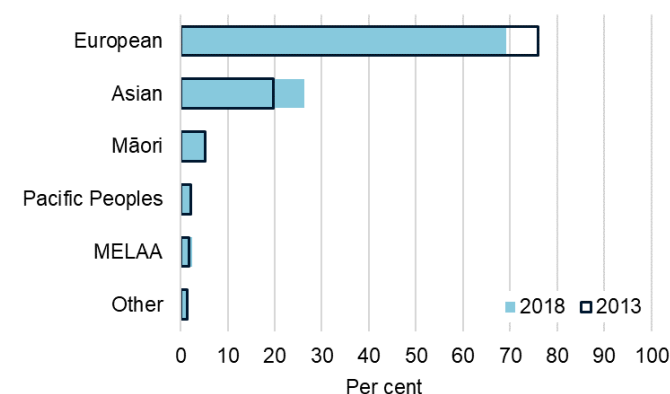
## Ethnic diversity

69.3% identified as European (compared to 53.5% Auckland).

5.5% identified as Māori (compared to 11.5% Auckland). 3,192 Māori usually live in Devonport-Takapuna. This is an increase of 345 people, or 12.1%, since the 2013 Census.

26.3% identified as Asian ethnicity (compared to 28.2% Auckland).

2.5% identified as Pacific Peoples (compared to 15.5% Auckland).



MELAA refers to Middle Eastern, Latin American and African. People could choose more than one ethnicity and categories are not exclusive. Percentages will add to more than 100.

Devonport-Takapuna had a high growth in Asian population. Since the 2013 Census this ethnic group has increased by 4,674 people, or 44.2%.



**15,249**  
people identify as Asian in 2018  
**+ 4,674 (44.2%)**  
since the 2013 Census

## Further information

For further information on Auckland related census data, please visit our interactive census data mapping site [www.censusauckland.co.nz](http://www.censusauckland.co.nz) or contact the Research and Evaluation Unit at [census@aucklandcouncil.govt.nz](mailto:census@aucklandcouncil.govt.nz).